



SOUTHERN CHAMPION TRAY, LP

# the complete package



paperboard packaging  
specialists since 1927



paperboard  
abbreviations  
& definitions

CCN  
clay coated news

UC  
uncoated

CCK  
clay coated kraft

SBS  
solid bleached sulfate

URB  
uncoated recycled  
board

We reserve the right to  
substitute board type  
based on availability.

2


## 2009-2010 mini-catalog contents

- 4-5 Non-Window Boxes
  - Cake Boxes
  - Cupcake Boxes
  - Pastry Boxes
  - Pie Boxes
  - Pink Bakery Boxes
  - Sheet Cake Boxes
  - Utility Boxes
- 6-7 Donut Boxes
  - Donut Trays
  - Seasonal/Holiday Boxes
- 8-9 Cake Circles & Pads
  - Cupcake Boxes
  - Cupcake Inserts
  - Window Boxes
  - White & Diamond Design
- 10-11 Carry Out Boxes & Barns
  - White & Diamond Design
  - ChampPak™
  - Food Containers
  - Kids Meal Box
  - Lobster Box
  - Pizza Boxes
    - White & Gourmet
  - Sandwich Wedge
  - Sausage & Patty Meat Boxes
- 12-13 Beverage Tote
  - ChampWare™
  - Food & Drink Carriers
  - Food Trays
    - Red Check, ECO, USA Flag, &  
Diamond Design
  - Food Tray Sleeves
  - Lunch Tray
- 14-15 Custom Packaging
  - Custom Printing (Stock Box)
  - Custom Box Design &  
Printing
  - Services & Capabilities



SOUTHERN CHAMPION TRAY, LP • SINCE 1927





www.SCTray.com • 1.800.468.2222

Clay coatings provide a clean, white surface, without the negative effects of bleach.



**CAKE, PASTRY & PIE BOXES - WHITE**

LOCK CORNER, 1 Piece Box, Tuck Top, CCK, Poly Wrapped

Item #	Size	Pack	Weight	Cube	
0907	4 x 4 x 4	200	15.0	0.32	
0904	5 1/2 x 2 1/4 x 4	#2 Charlotte	250	15.6	0.32
0900	5 1/2 x 4 x 3	#4 Charlotte	250	19.0	0.45
0902	5 1/2 x 5 1/2 x 4	#4 Charlotte	250	34.0	0.63
0903	6 x 4 1/2 x 2 1/4	#2 Charlotte	250	21.0	0.41
0901	6 x 6 x 2 1/2		250	24.0	0.46
0905	6 x 6 x 3		250	25.3	0.53
0909	6 x 6 x 4		250	35.0	0.68
0911	6 1/4 x 3 3/4 x 2 1/4	#2 Eclair	250	17.0	0.32
0913	7 x 5 x 3		250	26.0	0.51
0914	7 x 6 x 2 1/4	#4 Eclair	250	24.0	0.47
0917	7 x 7 x 3		250	30.9	0.63
0921	7 x 7 x 4		250	41.0	0.80
0924	8 x 4 x 4		250	25.0	0.53

\*These items are also available in Kraft

LOCK CORNER, 1 Piece Box, Tuck Top, CCK, Poly Wrapped

Item #	Size	Pack	Weight	Cube	
0925	8 x 5 x 3		250	27.0	0.55
0929	8 x 5 1/2 x 4	#6 Charlotte	250	36.0	0.74
0933	8 x 8 x 2 1/2		250	38.0	0.66
0937	8 x 8 x 3		250	36.0	0.75
0941	8 x 8 x 4		250	48.0	1.04
09455	8 x 8 x 5		100	22.0	0.51
0949	9 x 5 x 4		250	36.0	0.77
0950	9 x 6 x 3		300	39.9	0.89
0953	9 x 9 x 2 1/2		250	45.5	0.78
0957	9 x 9 x 3		250	45.7	0.87
0961	9 x 9 x 4		200	50.0	1.06
0965	9 x 9 x 5		100	29.0	0.64
0966	9 x 9 x 6		100	35.0	0.83
0967	10 x 6 x 2 1/4		250	31.0	0.59
0969	10 x 10 x 2 1/4		250	47.0	1.02

\*These items are also available in Kraft

**CAKE BOXES**



**PASTRY BOXES**



**CAKE & PIE BOXES**



**CUPCAKE BOX**



**PINK BAKERY BOXES**





**CAKE, PASTRY & PIE BOXES - WHITE (cont'd)**

LOCK CORNER, 1 Piece Box, Tuck Top, CCK, Poly Wrapped					
Item #	Size	Pack	Weight	Cube	
0971	10 x 10 x 3	200	50.0	1.00	
0973	10 x 10 x 4	100	29.4	0.66	
0977	10 x 10 x 5 1/2	100	33.1	0.86	
0979	10 x 10 x 6	100	39.0	0.92	
0981	11 x 7 1/2 x 3	250	44.0	0.95	
0980	11 x 8 x 4	100	25.0	0.55	
0983	12 x 9 x 3	#12 Eclair	200	48.0	1.04
0984	12 x 12 x 2 3/4	100	30.0	0.62	
0985	12 x 12 x 4	100	38.0	0.84	
0987	12 x 12 x 5	100	47.0	0.98	
0989	12 x 12 x 6	50	26.9	0.62	
0991	14 x 14 x 5	50	28.5	0.65	
0993	14 x 14 x 6	50	39.0	0.74	
0996	16 x 6 x 2 1/2	250	42.5	0.98	
0995	16 x 16 x 5	50	41.0	0.79	

\*These items are also available in Kraft

**SHEET CAKE & UTILITY BOXES - WHITE**

LOCK CORNER, 1 Piece, Tuck Top, CCK, Poly Wrapped					
Item #	Size	Pack	Weight	Cube	
1025	14 x 10 x 4"	1/4 Sheet	100	44.0	0.89
1001	14 1/2 x 10 1/2 x 3	1/4 Sheet	100	34.0	0.73
1005	14 1/2 x 10 1/2 x 5	1/4 Sheet	100	50.0	1.07
1027	15 x 11 x 5	1/4 Sheet	100	52.0	1.15
1080	16 x 12 x 5	1/4 Sheet	50	27.7	0.63
1013	18 1/2 x 14 1/2 x 5	1/2 Sheet	50	42.0	0.86
1029	19 x 14 x 4"	1/2 Sheet	50	41.0	0.75
1035	19 x 14 x 5	1/2 Sheet	50	39.0	0.93
1097	20 x 14 1/2 x 4	1/2 Sheet	50	28.6	0.74
1085	20 1/2 x 14 1/2 x 5	1/2 Sheet	50	44.0	0.85
1075	22 x 16 1/4 x 4 1/2	1/2 Sheet	50	49.0	1.01

Lock Corner, 2 Piece, Full Telescoping Top, CCK, Poly Wrapped					
Item #	Size	Pack	Weight	Cube	
1065	18 1/2 x 13 x 4 1/2	1/2 Sheet	50	45.0	0.91
1090	19 1/2 x 14 x 4	1/2 Sheet	50	39.6	0.91
1060	25 x 17 x 4 1/2	Full Sheet	25	34.0	0.67
1095	26 x 18 1/2 x 4"	Full Sheet	25	32.2	0.68
1050	28 x 20 x 4	Full Sheet	25	33.9	0.76

c = complete set, top & bottom

\*These items are also available in Kraft

**SHEET CAKE BOXES (tops and bottoms)**

LOCK CORNER, 1 Piece, Top, CCK, Poly Wrapped				
Item #	Size	Pack	Weight	Cube
1040	26 1/2 x 18 1/2 x 3	50	25.6	0.65

Full Sheet Top (fits bottom #1190)

LOCK CORNER, 1 Piece, Bottom, Corrugated, Poly Wrapped				
Item #	Size	Pack	Weight	Cube
1175	19 x 14 x 4	25	17.0	1.38
1190	25 1/4 x 18 1/4 x 4	25	16.4	2.05

Full Sheet Bottom (fits top #1040)

**Non-Window Boxes**

- Cake Boxes
- Cupcake Boxes
- Pastry Boxes
- Pie Boxes
- Pink Bakery Boxes
- Sheet Cake Boxes
- Utility Boxes



**SHEET CAKE & UTILITY BOXES**

**BAKERY BOXES - PINK**

LOCK CORNER, 1 Piece, Tuck Top, Pink, Poly Wrapped					
Item #	Size	Pack	Weight	Cube	
0803	6 x 4 1/2 x 2 3/4	250	24.0	0.52	
0813	7 x 5 x 3	250	29.0	0.58	
0821	7 x 7 x 4	250	42.0	0.90	
0826	8 x 5 x 3 1/2	250	33.0	0.70	
0837	8 x 8 x 3	250	40.0	0.84	
0841	8 x 8 x 4	250	50.0	1.04	
0845	8 x 8 x 5	100	24.0	0.56	
0861	9 x 9 x 4	200	49.0	1.06	
0865	9 x 9 x 5	100	28.0	0.64	
0871	10 x 10 x 3	200	47.0	1.00	
0873	10 x 10 x 4	100	33.0	0.73	
0878	10 x 10 x 5	100	39.0	0.86	
0887	12 x 12 x 5	100	48.0	1.07	
0891	14 x 14 x 5	50	32.0	0.70	
0890	14 x 10 x 4	1/4 Sheet	100	40.0	0.89
0892	14 x 10 x 5	100	47.0	1.03	
0897	20 x 14 1/2 x 4	1/2 Sheet	50	37.0	0.80

LOCK CORNER, 2 Piece, Full Telescoping Top, Pink, Poly Wrapped					
Item #	Size	Pack	Weight	Cube	
0894	19 1/2 x 14 x 4	1/2 Sheet	50	41.0	0.91
0898	26 x 18 1/2 x 4	Full Sheet	25	33.0	0.68
0899	28 x 20 x 4	Full Sheet	25	35.0	0.76

c = complete set, top & bottom



**PINK BAKERY BOXES**

Water and vegetable-based inks  
 Inks with low level of VOC's (Volatile Organic Chemicals)



**DONUT TRAYS**



**DONUT TRAYS - AUTOMATIC & LOCK CORNER, WHITE**

**AUTOMATIC, 1 Piece Tray, CCK, Packed in Corrugated**

Item #	Size	Pack	Weight	Cube
1215	13 1/2 x 9 1/2 x 3	2 Dz	250	41.0
1230	14 x 10 x 3	2 Dz	200	34.6
1255	16 1/4 x 11 1/4 x 2 1/4	200	44.4	4.48
1285	17 x 11 x 3	2 Dz	200	45.4

**AUTOMATIC, 1 Piece Tray, Natural Kraft, Packed in Corrugated**

Item #	Size	Pack	Weight	Cube
1250	13 1/2 x 9 x 3	#1 Tray	250	34.9
1270	13 1/2 x 9 1/2 x 3 1/2	#2 Tray	250	39.9
1260	17 1/4 x 11 x 2 1/2	#3 Tray	200	36.4
1290	17 x 11 x 3	200	38.5	4.40

**AUTOMATIC, 1 Piece Tray, SBS, Packed in Corrugated**

Item #	Size	Pack	Weight	Cube
1275	16 x 11 1/2 x 2 1/2	250	37.7	4.48

(fits top #2495)

**AUTOMATIC, 2 Piece Box, CCN, Packed in Corrugated**

Item #	Size	Pack	Weight	Cube
1272	16 x 12 x 2 1/2	75c	30.0	3.96

c = complete set, top and bottom

**LOCK CORNER, 1 Piece Tray, Full Telescoping Top, CCK, Poly Wrapped**

Item #	Size	Pack	Weight	Cube
1021	14 x 10 x 3	250	40.3	1.02

**LOCK CORNER, 2 Piece Box, Full Telescoping Top, CCK, Poly Wrapped**

Item #	Size	Pack	Weight	Cube
2005	12 x 10 x 2	100c	21.8	0.52
1020	13 x 9 x 3	1 1/2 Dz	100c	34.0
2013	15 x 11 x 2	100c	27.3	0.66
1037	16 x 11 x 3 1/2	2 Dz	100c	50.8
2021	17 x 11 x 2 1/2	100c	49.3	0.90
1045	17 x 11 x 3 1/2	100c	46.6	1.10
1019	18 x 13 x 3 1/2	2 Dz Flat	50c	29.0
2029	19 x 12 x 3	100c	54.6	1.15
2037	23 x 12 x 3	50c	30.4	0.73
2049	24 x 14 x 4	50c	42.9	1.02

c = complete set, top and bottom



**DONUT BOXES**

**DONUT BOXES - AUTOMATIC & LOCK CORNER, WHITE**

**AUTOMATIC, 1 Piece Box, 6-Corner Beers, Full Top, SBS, Packed in Corrugated**

Item #	Size	Pack	Weight	Cube
1201	9 1/4 x 6 1/4 x 3	1 Dz	250	34.0
1240	10 x 6 1/4 x 3 1/2	1 Dz	200	37.0
1235	14 x 10 x 3 1/2	2 Dz	125	35.0
1239	15 x 11 1/2 x 2 1/4	100	27.0	2.66

**AUTOMATIC, 1 Piece Box, 6-Corner Beers, Full Top, CCK, Packed in Corrugated**

Item #	Size	Pack	Weight	Cube
1209	10 x 6 1/4 x 3 1/2	200	37.0	2.80
1213	12 1/2 x 9 1/2 x 3 1/4	125	36.0	2.37
1217	14 x 10 x 3 1/2	125	40.0	2.66
1295	17 x 11 x 3	125	53.0	3.30

**LOCK CORNER, 1 Piece Box, Tuck Top, CCK, Poly Wrapped**

Item #	Size	Pack	Weight	Cube
1017	10 x 6 x 3 1/2	250	40.0	0.79
1015	10 1/4 x 6 1/4 x 3 1/4	1 Dz	250	46.0
1016	13 x 9 x 3 1/4	200	55.0	1.15
1030	15 x 11 x 3 1/2	100	37.0	0.87
1024	16 x 11 1/2 x 2 1/2	100	33.1	0.70

**LOCK CORNER, 1 Piece Box, Tuck Top, SBS, Poly Wrapped**

Item #	Size	Pack	Weight	Cube
1018	10 1/4 x 6 1/4 x 3 1/4	250	42.3	0.94



SEASONAL/HOLIDAY BOXES



2370

ROSCA DE REYES

LOCK CORNER, 1 Piece, Tuck Top, Window, CCK, Poly Wrapped  
 Item # Size Pack Weight Cube  
 2370 ... 14 x 10 x 3 1/4 ..... 50 ... 15.0 ... 0.35  
 2371 ... 19 x 14 x 3 1/4 ..... 50 ... 25.0 ... 0.57  
 2373 ... 21 1/4 x 13 1/4 x 3 1/4 ..... 50 ... 26.3 ... 0.60  
 LOCK CORNER, 2 Piece, Full Telescoping Top, Window, CCK, Poly Wrapped  
 Item # Size Pack Weight Cube  
 2372 ... 25 1/4 x 18 1/4 x 3 1/4 ... Top & Bottom ... 25 ... 22.9 ... 0.55



2371

2373

2372



WINTER WONDERLAND BOXES

AUTOMATIC, 1 Piece, 6-Corner Beers, Full Top, Window, SBS, Packed in Corrugated  
 Item # Size Pack Weight Cube  
 2494 ... 8 x 5 1/2 x 2 1/2 ..... 150 ... 15.5 ... 1.14  
 2496 ... 9 x 9 x 2 1/2 ..... 150 ... 22.8 ... 1.59  
 2497 ... 10 x 10 x 2 1/2 ..... 150 ... 26.6 ... 2.06



2494

2496

2497

BUNNY BOXES

SNAP LOCK, (1, 2, 3), Tuck Ends, Window, 2 Panels, SBS, Packed in Corrugated  
 Item # Size Pack Weight Cube  
 2491 ... 7 1/2 x 5 x 10 ... 100 ... 18.3 ... 2.74  
 Push Lock Bottom, Pad Included



2493

2491

LAMB BOXES

LOCKING, Sealed End, Window, SBS, Poly Wrapped  
 Item # Size Pack Weight Cube  
 2493 ... 8 x 5 1/2 x 12 1/2 ..... 100 ... 28.1 ... 2.66  
 Tab Lock, Pad Included

MARDI GRAS KING CAKE

AUTOMATIC, 1 Piece, Full Top, Window, 4-Corner, Hinged Back, SBS, Packed in Corrugated  
 Item # Size Pack Weight Cube  
 2486 ... 10 x 10 x 2 1/2 ..... 100 ... 21.9 ... 2.06  
 2487 ... 14 x 10 x 3 ..... 100 ... 33.1 ... 2.91  
 2488 ... 19 x 14 x 3 1/4 ..... 50 ... 30.9 ... 3.16



2488

2486

2487

- Cinnamon
- Cream Cheese
- Chocolate
- Strawberry
- Apple
- Vanilla Pudding
- Blueberry
- Lemon
- Orange
- Raspberry
- Peach
- Cherry

CAUTION: Non-kid-friendly figures inside this cake.



Donut Boxes

Donut Trays

White  
Kraft

Seasonal/  
Holiday  
Boxes

Bunny & Lamb  
Mardi Gras  
Rosca de Reyes  
Winter  
Wonderland

All corrugated items contain 50% post-consumer recycled content.



### WINDOW BOXES - WHITE

AUTOMATIC, 1 Piece, Full Top, 4-Corner Beers, SBS, Packed in Corrugated

Item #	Size	Pack Weight	Cube
24023	6 x 6 x 3	200	19.4
24013	8 x 8 x 2 1/2	200	24.2
24053	8 x 8 x 4" Front Ld	150	26.7
24133	9 x 9 x 2 1/2	200	30.6
24293	9 x 9 x 4" Front Ld	150	29.7
24233	10 x 10 x 2 1/2	200	35.2
24243	12 1/2 x 5 1/2 x 2 1/4	200	26.0
24263	14 x 10 x 4" Front Ld	100	34.8

AUTOMATIC, 1 Piece, Full Top, 6-Corner Beers, SBS, Packed in Corrugated

Item #	Size	Pack Weight	Cube
24003	8 x 5 1/4 x 2 1/2	200	20.0
24303	9 x 4 x 3 1/2	200	21.6
24313	9 x 7 x 3 1/2	200	29.2
24223	10 1/4 x 8 x 4 1/2 Sheet	200	38.8
24533	15 1/2 x 13 1/2 x 2 1/4	150	23.1
24573	16 x 6 1/2 x 1 1/4	200	31.0
24553	16 1/2 x 11 1/2 x 2 1/4	100	28.2
24323	18 x 4 x 3 1/2	200	33.8

\*These items are also available in Kraft

LOCK CORNER, 1 Piece, Tuck Top, SBS, Poly Wrapped

Item #	Size	Pack Weight	Cube
23033	4 x 4 x 4	200	14.4
23053	10 x 10 x 5"	150	39.6
23073	12 x 12 x 5"	100	38.2
23093	14 x 10 x 4 1/2 Sh	100	28.1
23103	14 x 10 x 6 1/2 1/2 Sh	100	39.5
23133	19 x 14 x 4 1/2 Sh	50	26.2
23143	19 x 14 x 6 1/2 1/2 Sh	50	34.0
2350	14 x 14 x 1 1/4 Lg Ckie	100	33.2

AUTOMATIC, 2 Piece, SBS, 4-Corner Beers, Packed in Corrugated

Item #	Size	Pack Weight	Cube
24253	26 1/2 x 18 1/4 x 3	50	16.1

Full Sheet Top (fits bottom #1190)

Item #	Size	Pack Weight	Cube
1190	25 1/2 x 18 1/4 x 4	25	16.4

Bright White, Grease Proof, Lock Corner Full Corrugated Bottom (fits top #24253)

AUTOMATIC, 2 Piece, SBS, 4-Corner Beers, Packed in Corrugated

Item #	Size	Pack Weight	Cube
2495	16 x 11 1/2 x 2 1/4	250	30.9

(fits bottom #1275)

Item #	Size	Pack Weight	Cube
1275	16 x 11 1/2 x 2 1/4	250	37.7

\*These items are also available in Kraft

### CUPCAKE INSERTS

1011

1012

1010

6-COUNT INSERT

Item #	Size	Pack Weight	Cube
1010	8 1/2 x 6 1/2 x 3/4	200	5.8

Fits Item #s: 24313, 24263, 24267, 23093, 23103, 23133, 23137, 23143, 1015, 1018, 1217, 1235, 1025, 1029, 1035

SINGLE CUPCAKE INSERT

Item #	Size	Pack Weight	Cube
1012	3 1/2 x 3 1/2 x 1/4	200	2.7

Fits Item #s: 23033, 0907

2-COUNT INSERT

Item #	Size	Pack Weight	Cube
1011	7 1/4 x 3 1/4 x 3/4	200	3.7

Fits Item #s: 24303, 24307, 24053, 24057, 24323, 0924, 0937, 0941, 09455

### WHITE CIRCLES

11929

11925

11923

11921

11917

11913

11909

11905

11903

Mottled white circles

### PADS - BRIGHT WHITE

Corrugated, for Cake, Grease Proof, Packed in Corrugated

Item #	Size	Pack Weight	Cube
1149	14 x 10 single wall	100	10.0
1153	19 x 14 single wall	50	10.0
1157	25 x 18 single wall	50	18.0
1150	14 x 10 double wall	100	16.0
1154	19 x 14 double wall	50	15.5
1158	25 x 18 double wall	50	24.0

### CIRCLES - BRIGHT WHITE

Corrugated, for Cake & Pizza, Grease Proof, Packed in Corrugated

Item #	Size	Pack Weight	Cube
1103	6" circle	500	10.0
1105	7" circle	500	16.0
1109	8" circle	500	19.0
1113	9" circle	500	22.0
1117	10" circle	250	14.0
1121	12" circle	250	20.0
1125	14" circle	125	13.5
1129	16" circle	125	16.0
1133	18" circle	125	21.0

### PADS - MOTTLED WHITE

Corrugated, for Cake, "plain" white, Packed in Corrugated

Item #	Size	Pack Weight	Cube
11949	14 x 10 single wall	100	10.0
11953	19 x 14 single wall	50	10.0
11957	25 x 18 single wall	50	18.0

### CIRCLES - MOTTLED WHITE

Corrugated, for Cake & Pizza, "plain" white, Packed in Corrugated

Item #	Size	Pack Weight	Cube
11903	6" circle	500	10.0
11905	7" circle	500	16.0
11909	8" circle	500	19.0
11913	9" circle	500	22.0
11917	10" circle	250	14.0
11921	12" circle	250	20.0
11923	13" circle	100	9.5
11925	14" circle	125	13.5
11929	16" circle	125	16.0
11933	18" circle	125	21.0

\*These items are also available in packs of 100



**WINDOW BOXES - DIAMOND DESIGN**

AUTOMATIC, 1 Piece, Full Top, 4-Corner Beers, Hinged Back, SBS, Packed in Corrugated

Item #	Size	Pack Weight	Cube
24017	8 x 8 x 2 1/2	200	24.2...2.05
24137	9 x 9 x 2 1/2	200	30.6...2.73
24237	10 x 10 x 2 1/2	200	35.2...3.24

AUTOMATIC, 1 Piece, Full Top, 4-Corner Beers, Front Load, SBS, Packed in Corrugated

Item #	Size	Pack Weight	Cube
24057	8 x 8 x 4	150	26.7...1.93
24297	9 x 9 x 4	150	29.7...2.66
24217	9 x 9 x 5	150	35.9...2.66
24267	14 x 10 x 4	100	34.8...2.66

AUTOMATIC, 1 Piece, Full Top, 6-Corner Beers, Hinged Back, SBS, Packed in Corrugated

Item #	Size	Pack Weight	Cube
24307	9 x 4 x 3 1/2	200	21.6...1.76
24227	10 1/4 x 8 x 4	200	38.8...3.19

LOCK CORNER, 1 Piece, Tuck Top, SBS, Poly Wrapped


Item #	Size	Pack Weight	Cube
23057	10 x 10 x 5	150	39.6...1.09
23137	19 x 14 x 4	50	26.2...0.70

AUTOMATIC, 1 Piece, 4-Corner Beers, SBS, Packed in Corrugated

Item #	Size	Pack Weight	Cube
24257	26 1/2 x 18 1/4 x 3	50	16.1...2.76
Full Sheet Top (fits bottom #1190)			
1190	25 1/4 x 18 1/4 x 4	25	16.4...2.05

Bright White, Grease Proof, Lock Corner, Full Corrugated Bottom. (fits top #24257)

**WINDOW BOXES, DIAMOND DESIGN**



**CIRCLES - GOLD LAMINATED MYLAR**

Corrugated, Mylar Film, Scalloped Edge, Packed in Corrugated

Item #	Size	Pack Weight	Cube
1601	6" single wall	200	6.0...0.76
1605	8" single wall	200	11.0...1.32
1610	9" single wall	200	14.0...1.68
1615	10" single wall	200	17.0...2.07
1620	12" single wall	100	13.0...1.50
1625	14" single wall	100	16.0...1.95
1630	14" double wall	50	14.0...1.66
1635	16" double wall	50	16.0...2.16
1640	18" double wall	50	19.0...2.72


**GOLD CIRCLES**

**GOLD PADS**

**PADS - GOLD LAMINATED MYLAR**

Corrugated, Mylar Film, Scalloped Edge, Packed in Corrugated

Item #	Size	Pack Weight	Cube
1647	10 x 8 single wall	200	15.0...1.60
1645	14 x 10 single wall	100	13.0...1.38
1650	19 x 14 single wall	100	27.0...2.60
1655	25 x 18 single wall	50	23.0...2.31
1660	14 x 10 double wall	50	11.0...1.16
1665	19 x 14 double wall	25	10.0...1.16
1670	25 x 18 double wall	25	15.5...1.95



Cake Circles & Pads

Cupcake Boxes

Cupcake Inserts

Window Boxes  
White  
Diamond  
Design

Our white paperboard is made using an elementally chlorine free bleaching process.

Our new sandwich wedge is made from 100% recycled material with 35% post-consumer content.

**PIZZA BOXES - WHITE & "GOURMET PIZZA"**

LOCK CORNER, 1 Piece, CCK, Poly Wrapped

White		Gourmet		Pack	Weight	Cube
Item #	Item #	Size	Size			
1401	N/A	8 x 8 x 1 1/2	10 x 10 x 1 1/2	100	11.0	0.21
1405	N/A	9 x 9 x 1 1/2	10 x 10 x 1 1/2	100	13.0	0.25
1409	N/A	10 x 10 x 1 1/2	10 x 10 x 1 1/2	100	16.0	0.33
N/A	14557	10 x 10 x 1 1/2	10 x 10 x 1 1/2	100	17.4	0.37
1460	14607	12 x 12 x 1 1/2	12 x 12 x 1 1/2	100	25.1	0.54
1465	14657	14 x 14 x 1 1/2	14 x 14 x 1 1/2	100	34.7	0.76
1450	14507	16 x 16 x 1 1/2	16 x 16 x 1 1/2	100	47.0	1.03
1470	N/A	18 x 18 x 1 1/2	18 x 18 x 1 1/2	50	28.0	0.63



"Gourmet Pizza" Design

**PIZZA BOXES**



**PIZZA CLAMSHELL**

Fold-Over Locking Lid, SBS, Nested, Packed in Corrugated

Item #	Item #	Size	Pack	Weight	Cube
0719	07197	8"	400	26.8	4.51

**PIZZA WEDGE**

FLAT TRAY, Fold-Up Sides, SBS, Packed in Corrugated

Item #	Size	Pack	Weight	Cube
1480	Small Wedge	500	10.0	0.42



**FOOD CONTAINERS - WHITE**

FOOD CARRY OUT, 1 Piece, SBS, Packed in Corrugated

Item #	Size	Pack	Weight	Cube
0705	4 3/4 x 4 3/4 x 3 3/4	500	25.0	2.55
0711	10 1/4 x 1 1/2 x 1 1/4	500	11.1	1.42
0715	7 x 3 x 2 1/2	500	27.2	2.49
0723	3 x 1 3/8 x 4 1/4	1000	20.0	2.07
0710	8 x 2 1/2 x 1 1/8	1000	29.0	0.86



**FOOD CARRY OUT BOXES**

**SAUSAGE & PATTY MEAT BOXES, WHITE**



**SAUSAGE & PATTY MEAT BOXES - WHITE**

SAUSAGE BOXES, Lock Corner, 2 Piece, Full Telescoping Top, CCK, Poly Wrapped

Item #	Size	Pack	Weight	Cube
1701	12 x 7 x 2 1/2 (5 lb)	100c	24.0	0.52
1705	10 x 5 3/4 x 4 (6 lb)	100c	29.0	0.63
1709	12 x 7 3/4 x 4 (10 lb)	100c	43.0	0.88

c = complete set, top and bottom

AUTOMATIC, 2 Piece, Full Telescoping Top, CCK, Packed in Corrugated

Item #	Size	Pack	Weight	Cube
1713	12 x 7 3/4 x 4 (10 lb)	125c	49.0	3.54

c = complete set, top and bottom

**PATTY MEAT BOXES**

AUTOMATIC, 1 Piece, Tuck Top, CCK, Packed in Corrugated

Item #	Size	Pack	Weight	Cube
2745	10 x 5 x 5 1/2 (5 lb)	200	43.0	2.71
2753	11 x 5 x 4 1/2 (6 lb)	200	44.0	2.60
2749	11 x 5 x 5 1/2 (6 lb)	200	47.0	3.02



SOUTHERN CHAMPION TRAY, LP

• SINCE 1927



**CARRY OUT BOXES & BARNES, WHITE**

**CARRY OUT BOXES & BARNES - WHITE**  
AUTOMATIC, 1 Piece, Himes, SBS, Packed in Corrugated

Item #	Size	Pack	Weight	Cube
2717	7 x 4 1/2 x 2 1/4	T	500	35.0
2718	7 x 4 1/2 x 2 1/4	F	500	34.0
2729	8 1/2 x 4 1/2 x 3 1/4	T	250	25.0
2730	8 1/2 x 4 1/2 x 3 1/4	F	400	40.0
2757	9 x 5 x 4	T	250	31.0
2701	8 1/2 x 5 x 3 1/2	T	250	36.7
2707	9 1/2 x 5 x 5	T	125	22.7
2709	8 1/2 x 5 x 6 1/4	T	150	29.2
2715	8 x 5 x 8	T	125	29.4

T = Tuck Top, F = Fast Top

**CARRY OUT BOXES & BARNES - DIAMOND DESIGN**  
AUTOMATIC, 1 Piece, Himes, SBS, Packed in Corrugated

Item #	Size	Pack	Weight	Cube
27177	7 x 4 1/2 x 2 1/4	T	500	36.5
27187	7 x 4 1/2 x 2 1/4	F	500	34.0
27297	8 1/2 x 4 1/2 x 3 1/4	T	250	24.8
27307	8 1/2 x 4 1/2 x 3 1/4	F	400	39.2
27577	9 x 5 x 4	T	250	28.3
27017	8 1/2 x 5 x 3 1/2	T	250	36.8
27077	9 1/2 x 5 x 5	T	125	22.8
27097	8 1/2 x 5 x 6 1/4	T	150	29.3
27157	8 x 5 x 8	T	125	29.4

T = Tuck Top, F = Fast Top

**WINDOW SANDWICH WEDGE**  
Automatic, UR8, Poly Coated Inside, Packed in Corrugated

Item #	Pack	Weight	Cube
24103	300	15.3	0.84

**KIDS MEAL BOX - STOCK PRINT FOR CARRY OUT**  
BARN STYLE, CCN, Packed in Corrugated

Item #	Pack	Weight	Cube
2791	96	10.0	0.53

**LOBSTER/SEAFOOD BOX - STOCK PRINT FOR CARRY OUT**  
BARN STYLE, CCN, Packed in Corrugated

Item #	Pack	Weight	Cube
2705	125	29.2	1.92

# ChampPak™

**ChampPak™ BLACK**  
Tuck Top w/Locks, Nested, SBS, Poly Coated Inside, Packed in Corrugated

Item #	Size	Pack	Weight	Cube
0751	#1 ... 4 1/2 x 3 1/2 x 2 1/2	450	21.5	3.03
0752	#2 ... 7 1/4 x 5 1/2 x 1 1/2	200	18.8	3.55
0753	#3 ... 7 3/4 x 5 1/2 x 2 1/2	200	21.4	3.55
0754	#4 ... 7 3/4 x 5 1/2 x 3 1/2	160	21.2	3.55

**ChampPak™ WHITE**  
Tuck Top w/Locks, Nested, SBS, Poly Coated Inside, Packed in Corrugated

Item #	Size	Pack	Weight	Cube
0741	#1 ... 4 1/2 x 3 1/2 x 2 1/2	450	21.5	3.03
0742	#2 ... 7 1/4 x 5 1/2 x 1 1/2	200	18.8	3.55
0743	#3 ... 7 3/4 x 5 1/2 x 2 1/2	200	21.4	3.55
0744	#4 ... 7 3/4 x 5 1/2 x 3 1/2	160	21.2	3.55

**ChampPak™ KRAFT**  
Tuck Top w/Locks, Nested, Kraft, Poly Coated Inside, Packed in Corrugated

Item #	Size	Pack	Weight	Cube
0731	#1 ... 4 1/2 x 3 1/2 x 2 1/2	450	21.5	3.03
0732	#2 ... 7 1/4 x 5 1/2 x 1 1/2	200	18.8	3.55
0733	#3 ... 7 3/4 x 5 1/2 x 2 1/2	200	21.4	3.55
0734	#4 ... 7 3/4 x 5 1/2 x 3 1/2	160	21.2	3.55

www.SCTray.com • 1.800.468.2222

Carry Out Boxes & Barns  
White  
Diamond Design  
ChampPak™  
Black  
White  
Kraft  
Food Containers  
White  
Kids Meal Box  
Lobster Box  
Pizza Boxes  
White  
Gourmet  
Sandwich Wedge  
Sausage & Patty Meat Boxes



ChampWare™ products are naturally sourced, plastic free, coating free, and totally chlorine free.

All food trays are compostable and recyclable when disposed of in proper facilities.

# ChampWare™



## ChampWare™ - MOLDED FIBER TABLEWARE

MOLDED FIBER, Plates and Trays, White, Nested, Packed in Corrugated

Item #	Description	Pack	Weight	Cube
18340	5-Compartment Lunch Tray	500	39.0	2.58
18360	6-Compartment Lunch Tray	250	23.1	1.57
18110	6" Heavy Weight Pulp Plate	1000	16.3	1.30
18120	7" Heavy Weight Pulp Plate	1000	20.5	1.46
18140	9" Heavy Weight Pulp Plate	500	19.4	1.45
18143	9" 3-Section Heavy Wt Pulp Plate	500	19.2	1.45
18140	10" Heavy Weight Pulp Plate	500	25.9	1.91
18163	10" 3-Section Heavy Wt Pulp Plate	500	26.7	1.95
18530	10 1/4" x 7 3/4" Heavy Wt Pulp Platter	500	20.8	1.45
18560	12 1/2" x 10" Heavy Wt Pulp Platter	500	35.0	2.16
18750	12 oz. Heavy Wt Pulp Bowl	1000	25.3	2.19

## MOLDED FIBER, Clamshells, White, Nested, Packed in Corrugated

Item #	Description	Pack	Weight	Cube
18905	6" x 6" Molded Fiber Clamshell	500	25.4	1.89
18925	8" x 8" Molded Fiber Clamshell	200	16.8	1.46
18930	8" x 8" 3-Section Molded Fiber Clamshell	200	16.8	1.46
18935	9" x 9" Molded Fiber Clamshell	200	20.3	1.71
18940	9" x 9" 3-Section Molded Fiber Clamshell	200	20.3	1.79
18942	8" x 8" Low Profile Clamshell	200	15.4	1.36
18944	8" x 8" Low Profile 3-Section Clamshell	200	15.4	1.40
18946	9" x 6" Clamshell	250	18.7	1.40

**NEW!**

## BEVERAGE TOTE

Item #	Size	Pack	Weight	Cube
0199	10 1/8 x 5 x 7	25	16.0	1.92

Holds 112 ounces



## FOOD & DRINK CARRIERS

### CARRIERS - FOOD & DRINK

FAST LOCK, Kraft or Recycled Paperboard, Packed in Corrugated

Item #	Description	Size	Pack	Weight	Cube
0115	4/Cup Carrier 6-32oz.	8 1/2 x 8 1/2 x 1 1/4	300	38.0	1.64

AUTOMATIC, with Handle, Kraft or Recycled Paperboard, Packed in Corrugated

Item #	Description	Size	Pack	Weight	Cube
2795*	2/Cup up to 24oz.	7 1/2 x 3 1/4 x 8 7/8	250	22.0	1.41
2797**	4/Cup up to 24oz.	6 1/2 x 6 1/4 x 9	250	29.0	1.83
2788**	4/Cup up to 32oz.	7 x 7 1/4 x 9 1/4	250	34.0	2.06

\*Convertible feature: Insert hooks and slots of two drink carriers into each other. Interlock the tabs at the top of each handle next to the finger holes. This will form a 4-cup drink carrier.  
 \*\* Add-A-Bag feature: Unique to items 2797 and 2788. Tear perforated cup separator at outside edge. Separator will fold back, leaving open space for a 6 1/2 bag into item 2797 and an 8 1/2 bag into item 2788.

### MOLDED FIBER, Drink Carriers, Gray, Nested, Packed in Corrugated

Item #	Description	Pack	Weight	Cube
18950	4-Cup Carrier 8-32 oz.	300	27.0	2.89
18960	4-Cup Carrier 12-44 oz.	300	30.0	3.35

### SET UP TRAY, Food & Drink, Kraft or Recycled Paperboard, Packed in Corrugated

Item #	Description	Size	Pack	Weight	Cube
0108	2/Cup Food & Drink	8 x 6 1/4 x 1 1/8	500	39.0	1.75
0102	4/Cup Food & Drink	11 1/4 x 6 1/4 x 1 1/8	500	53.0	2.38

### POP UP TRAY, 4-Corner Food & Drink, Kraft or Recycled Paperboard, Packed in Corrugated

Item #	Description	Size	Pack	Weight	Cube
0122	4 Corner Tray	8 1/2 x 5 1/2 x 2 1/4	500	30.5	2.62
0121	4 Stadium Tray	10 1/2 x 10 1/2 x 1 1/8	200	26.6	2.15
0120	4/Cup Food & Drink	10 x 6 1/2 x 2 1/8	250	23.9	1.98







USA FLAG DESIGN

FOOD TRAYS

SOUTHLAND®  
RED CHECK

DIAMOND  
DESIGN

**FOOD TRAYS - STOCK PRINTS: SOUTHLAND® RED CHECK, ECO, USA FLAG DESIGN, & DIAMOND DESIGN**

1 Piece, Nested, SBS, Packed in White Corrugated

Red Check	ECO	USA Flag	Diamond	Item #	Item #	Item #	Item #	Size	Description	Pack	Weight	Cube
0401	0501	0530	0540	#25	1/4 lb. Tray	1000	9.0	0.64				
0405	0505	0531	0541	#40	6 oz. Tray	1000	10.0	0.70				
0409	0509	0532	0542	#50	1/2 lb. Tray	1000	10.0	0.76				
0413	0513	0533	0543	#100	1 lb. Tray	1000	14.0	0.93				
0417	0517	0534	0544	#200	2 lb. Tray	1000	20.0	1.38				
0421	0521	0535	0545	#250	2 1/4 lb. Tray	500	12.0	0.90				
0425	0525	0536	0546	#300	3 lb. Tray	500	15.0	1.11				
0429	0529	0537	0547	#500	5 lb. Tray	500	20.0	1.55				
0433	NA	NA	NA	#1000	10 lb. Tray	250	16.3	1.41				

ECO TRAY



**FOOD TRAY SLEEVES**

Item #	Description	Pack	Weight	Cube
070300	Sleeve for 300 food trays	250	9.5	0.41
070500	Sleeve for 500 food trays	250	12.1	0.55



**LUNCH TRAY**

1 Piece, Nested, Kraft

Item #	Description	Pack	Weight	Cube
0598	8 1/2 x 5 1/2 x 2	500	24.5	3.96



Beverage Tote

ChampWare™

Food & Drink Carriers

Food Trays  
Red Check  
ECO  
USA Flag  
Diamond

Food Tray Sleeves

Lunch Tray



custom print kraft champak



custom print beverage tote



custom print carry out barn



custom print bakery box




custom box and print - frozen bakery




custom box and print - window cookie box





custom print carry out box



custom print sandwich wedge



custom box and print - bakery

### Custom Printing (Stock Box)

Southern Champion Tray offers over 400 bakery and foodservice packaging items in our stock products line. Almost all of the stock items can be customized by printing your company name, logo, design or color. Our 80 years of experience, coupled with state-of-the-art equipment, produce some of the best printing available in the industry today. This is a simple and more cost-efficient way to build your brand.

### Custom Box Design & Printing

Our cutting edge printing technologies and award-winning structural designs are key elements in developing the exceptional packaging you require. We are fully equipped to take your project from concept to finished product. Our mission is to do it all with consistent quality and service, utilizing cost-saving strategies to deliver the best value possible. Whether it's a standard paperboard folding carton or a unique Point-of-Purchase display, we can design the box and graphics to create an impact and meet the needs of your product.

### Printing Services & Capabilities

- Flexographic Printing
- Lithographic Printing
- Graphic Design

### Product Services & Capabilities


- Structural Design
- On-Site Carton Erecting Support
- Slitting & Sheeting
- Die-Cutting
- Folding & Gluing
- Windowing
- Clamshell & Tray Forming
- Embossing
- Debossing
- Barrier Coating & Laminations

### Delivery & Warehouse Services

- Cost Savings Analysis
- Warehousing
- Freight Transportation
- Inventory Management Planning
- Test / Trial Run Programs
- Floor Stocking Programs

Custom  
Packaging  
Custom Printing  
(Stock Box)  
Custom Box  
Design &  
Printing  
Services &  
Capabilities

# sct green initiative



**t**he principles that have shaped Southern Champion Tray and our products for over 80 years still hold fast today. The SCT Green Initiative is focused on improving our internal environmental performance, while providing the resources, products, and support you need to meet today's green packaging requirements. Our specific goals are:

- To offer environmentally responsible packaging solutions
- To provide resources on green packaging topics and materials
- To improve our internal environmental performance in measurable ways.



SOUTHERN CHAMPION TRAY, LP

220 compress street | chattanooga, tn 37405 | local 423.756.5121  
toll free 1.800.468.2222 | email sales@setray.com | www.setray.com



Please contact your distributor for pricing information.



This paper contains recycled materials.

PAPERBOARD PACKAGING SPECIALISTS SINCE 1927